



Acta Federació de Triatló de les Illes Balears

II Mallorca Olympic Triatlón

Mallorca




Diumenge 5 de Mayo de 2012 10:00 Hores

Best Swim Center

RESULTADOS : II Mallorca Olympic Triatlón

INSCRITOS:0 FINALIZADOS: 0 RETIRADOS: 0

Pos Gen	Dorsal	Nom i Llinatges	Pos	Cat	Pos Natacio	T1	Pos Ciclisme Vel	1º	T2	Pos Carrera Vel	1º	2º	3º	T_Oficial					
1	263	Timo Bracht	1	M30	5	20:45	00:51	6	0:54:37	20,0 km/h	39:47	00:37	2	28:38	15:54 m/km	09:37	09:22	09:22	1:45:25
2	208	Georg Potrebitch	2	M30	2	20:42	00:56	5	0:54:35	20,0 km/h	39:45	00:46	4	30:15	16:48 m/km	09:57	09:55	09:55	1:47:13
3	209	Graham Leitch	3	M30	3	20:44	00:54	7	0:56:32	19,3 km/h	40:33	00:40	3	29:20	16:18 m/km	09:40	09:36	09:36	1:48:07
4	269	Bart Aernouts	4	M30	13	22:19	00:52	8	0:57:10	19,1 km/h	41:19	00:40	1	28:11	15:39 m/km	09:41	09:15	09:15	1:49:11
5	119	Miguel Angel Fidalgo Rosselló	5	M30	4	20:45	00:48	9	0:58:52	18,6 km/h	43:00	00:40	8	31:28	17:29 m/km	10:18	10:07	10:07	1:52:30
6	97	Juan Antonio Fernandez Perez	6	M30	18	24:15	01:04	10	0:59:00	18,5 km/h	42:43	00:38	7	31:20	17:24 m/km	10:38	10:10	10:10	1:56:14
7	114	Iván Muñoz Tebar	7	M30	6	21:06	00:57	77	1:05:57	16,6 km/h	48:29	00:00	5	30:20	16:51 m/km	10:04	09:54	09:54	1:58:18
8	95	Miguel Fernandez Miniño	8	M30	58	27:37	00:53	11	0:59:37	18,3 km/h	42:58	00:46	6	30:30	16:57 m/km	10:01	10:05	10:05	1:59:20
9	104	Biel Oliver Ramon	1	M23	23	25:21	00:48	15	1:01:19	17,8 km/h	44:25	00:33	13	33:13	18:27 m/km	10:49	11:03	11:03	2:01:12
10	101	Tomás Morell Taix	2	M23	12	22:17	00:53	60	1:04:49	16,8 km/h	47:26	00:00	14	33:14	18:28 m/km	10:49	11:03	11:03	2:01:13
11	258	Sofie Goos	1	F30	20	24:21	00:57	21	1:02:10	17,6 km/h	44:54	00:54	10	32:57	18:18 m/km	10:45	10:39	10:39	2:01:17
12	198	David Ortega Estudillo	9	M30	25	25:39	01:12	17	1:01:24	17,8 km/h	43:41	00:00	11	33:02	18:21 m/km	10:49	10:58	10:58	2:01:17
13	20	Thomas Philippen	10	M30	24	25:29	01:11	13	1:00:46	18,0 km/h	43:54	00:36	25	34:41	19:16 m/km	11:29	11:39	11:39	2:02:41
14	189	Carina Brechters	1	F23	1	20:41	00:57	61	1:04:53	16,8 km/h	47:07	00:40	46	36:13	20:07 m/km	11:49	12:02	12:02	2:03:22
15	130	Miquel Torres Bosch	11	M30	19	24:18	01:04	26	1:02:43	17,4 km/h	45:13	00:00	31	35:31	19:44 m/km	11:28	11:37	11:37	2:03:34
16	127	Gorka Martinez Orfila	1	M20	7	21:08	01:10	66	1:05:10	16,8 km/h	48:19	00:44	39	35:59	19:59 m/km	11:39	11:51	11:51	2:04:08
17	133	Juan Nadal Clar	12	M30	55	27:20	01:35	18	1:01:27	17,8 km/h	44:39	00:50	12	33:03	18:22 m/km	10:55	11:03	11:03	2:04:14
18	290	Pavel Lemesev	13	M30	11	22:16	01:05	67	1:05:12	16,7 km/h	47:14	00:00	35	35:47	19:53 m/km	12:03	11:54	11:54	2:04:18
19	38	Llorenç Gacias Terrasa	14	M30	33	26:00	01:22	16	1:01:20	17,8 km/h	44:29	00:54	28	34:59	19:26 m/km	11:37	11:31	11:31	2:04:32
20	248	Pep Lliteres Barceló	15	M30	51	27:05	01:03	12	1:00:34	18,0 km/h	43:42	00:40	30	35:17	19:36 m/km	11:30	11:41	11:41	2:04:37
21	117	Fernando Cano Schulte-Lindhorst	16	M30	16	23:57	01:05	72	1:05:35	16,6 km/h	47:00	00:50	15	33:16	18:29 m/km	11:02	11:07	11:07	2:04:41
22	3	Joan Ferrer Roig	2	M20	46	26:56	01:43	36	1:03:21	17,2 km/h	46:04	00:49	9	32:07	17:51 m/km	10:51	10:39	10:39	2:04:54





Acta Federació de Triatló de les Illes Balears

II Mallorca Olympic Triatlón

Mallorca




Diumenge 5 de Mayo de 2012 10:00 Hores

Best Swim Center

RESULTADOS : II Mallorca Olympic Triatlón

INSCRITOS:0 FINALIZADOS: 0 RETIRADOS: 0

Pos Gen	Dorsal	Nom i Llinatges		Pos	Cat	Pos Natacio	T1	Pos Ciclisme Vel	1º	T2	Pos Carrera Vel	1º	2º	3º	T_Oficial					
23	55	Antoni Perello Rodriguez	Sa Riba Club Triatló	3	M20	42	26:52	01:05	23	1:02:26	17,5 km/h	45:36	00:54	17	33:49	18:47 m/km	11:02	11:14	11:14	2:05:05
24	100	Antoni Morey Botella	Triats.Som-Correcami	1	M40	14	22:24	01:16	64	1:05:03	16,8 km/h	46:58	00:41	34	35:46	19:52 m/km	11:56	11:54	11:54	2:05:08
25	136	Marc Todo Olives	Bimont - CC. Andratx.	17	M30	26	25:46	01:44	14	1:01:11	17,8 km/h	44:19	01:15	53	36:43	20:24 m/km	12:08	12:00	12:00	2:06:37
26	123	Sergi Isern Sabadi	Bimont - CC. Andratx.	2	M40	45	26:54	01:09	53	1:04:01	17,1 km/h	46:32	00:43	18	33:52	18:49 m/km	11:06	11:10	11:10	2:06:37
27	31	Jaume Cirer Serapio	Triats.Som-Correcami	18	M30	28	25:49	01:16	35	1:03:20	17,2 km/h	46:29	00:47	36	35:47	19:53 m/km	11:53	11:51	11:51	2:06:57
28	82	Sebastià Rigo Binimelis	Malalts de Turmell	19	M30	31	25:56	01:24	31	1:03:08	17,3 km/h	46:14	00:51	44	36:09	20:05 m/km	11:56	11:55	11:55	2:07:26
29	12	Pim Veeger		1	M50	59	27:40	01:34	25	1:02:42	17,4 km/h	45:26	00:48	33	35:40	19:49 m/km	11:39	11:39	11:39	2:08:23
30	90	Antoni Puigros Mayol	Club Trimán-Caldente	20	M30	87	29:26	01:20	28	1:02:52	17,4 km/h	45:32	00:48	21	34:05	18:56 m/km	11:06	11:19	11:19	2:08:29
31	232	Matthew Wilpers	Team Lipstick	21	M30	79	29:13	00:52	85	1:06:28	16,4 km/h	49:37	05:53	241	37:52	54:22 m/km	17:29	10:01	10:01	2:08:30
32	94	Jose Guerra Fernandez	C.T. Consell	22	M30	91	29:45	00:00	65	1:05:09	16,8 km/h	35:10	00:00	20	34:01	18:54 m/km	10:59	11:24	11:24	2:08:54
33	227	Luis Roca Sans	Club Natacio Andratx	23	M30	38	26:49	01:44	42	1:03:30	17,2 km/h	46:10	00:41	49	36:16	20:09 m/km	11:52	11:54	11:54	2:08:58
34	64	Luis Garcia Cañellas	C.T. Consell	24	M30	44	26:54	01:28	44	1:03:37	17,2 km/h	46:23	00:48	48	36:13	20:07 m/km	11:30	12:08	12:08	2:08:58
35	65	Miquel Marc Munar Fernandez	Malalts de Turmell	25	M30	53	27:10	02:09	49	1:03:49	17,1 km/h	46:30	00:52	29	35:10	19:32 m/km	12:01	11:28	11:28	2:09:07
36	75	Jesus Guil Menoyo	Club Triatlon Palma	3	M40	32	25:58	01:31	57	1:04:37	16,9 km/h	47:16	00:52	51	36:17	20:09 m/km	12:12	11:55	11:55	2:09:13
37	36	Javier Melis Pascual		26	M30	65	28:08	01:35	34	1:03:20	17,2 km/h	46:07	00:58	32	35:32	19:44 m/km	11:48	11:46	11:46	2:09:31
38	256	Sijmen Hacquebord		27	M30	15	23:12	02:03	22	1:02:16	17,5 km/h	45:22	01:02	134	41:10	22:52 m/km	15:26	12:44	12:44	2:09:40
39	270	Christoffer Wikman		28	M30	40	26:51	01:30	20	1:02:05	17,6 km/h	45:17	00:46	75	38:45	21:32 m/km	12:42	12:45	12:45	2:09:55
40	107	David Gallego Lopez	Tribandatriatlon	29	M30	66	28:28	01:27	56	1:04:32	16,9 km/h	47:25	00:57	24	34:35	19:13 m/km	11:22	11:23	11:23	2:09:58
41	148	Colin Pratt	East Fife Triathlon Clu	30	M30	8	21:15	01:18	104	1:07:54	16,1 km/h	49:45	00:50	77	38:47	21:33 m/km	12:43	12:43	12:43	2:10:02
42	77	Pep Mª Sbert Vidal	Triatlo Porto Colom H	31	M30	60	27:57	01:29	46	1:03:39	17,2 km/h	46:21	01:01	47	36:13	20:07 m/km	11:54	11:55	11:55	2:10:17
43	125	Alvaro Alvarez Magdaleno	Bimont - CC. Andratx.	32	M30	37	26:47	01:13	52	1:04:00	17,1 km/h	46:41	00:46	65	38:07	21:11 m/km	12:34	12:40	12:40	2:10:51
44	67	Cristòfol Amengual Nicolau	Ada Calvià	33	M30	128	32:36	01:11	24	1:02:36	17,4 km/h	45:29	00:41	19	33:54	18:50 m/km	11:29	11:13	11:13	2:10:56





Acta Federació de Triatló de les Illes Balears

II Mallorca Olympic Triatlón

Mallorca




Diumenge 5 de Mayo de 2012 10:00 Hores

Best Swim Center

RESULTADOS : II Mallorca Olympic Triatlón

INSCRITOS:0 FINALIZADOS: 0 RETIRADOS: 0

Pos Gen	Dorsal	Nom i Llinatges		Pos	Cat	Pos Natacio	T1	Pos Ciclisme Vel	1º	T2	Pos Carrera Vel	1º	2º	3º	T_Oficial					
45	111	Joan Toni Fullana Mestre	Triman-Caldentey	34	M30	68	28:42	01:08	32	1:03:13	17,3 km/h	45:58	00:57	60	37:06	20:37 m/km	12:29	12:16	12:16	2:11:04
46	292	Rostislav Bzhevskiy	Dinamo	4	M40	77	29:10	01:57	68	1:05:18	16,7 km/h	47:33	01:20	16	33:22	18:32 m/km	11:20	11:06	11:06	2:11:06
47	27	Alberto Garcia Massanet	Triats.Som-Correcami	35	M30	69	28:43	01:23	55	1:04:19	17,0 km/h	47:16	00:45	40	36:04	20:02 m/km	12:27	11:41	11:41	2:11:12
48	103	Adrián Gomis Tomás	Grup Esportiu S'Esca	36	M30	56	27:23	01:17	38	1:03:22	17,2 km/h	46:00	00:43	72	38:39	21:28 m/km	12:18	13:12	13:12	2:11:22
49	58	Sebatia Massanet Lluill	Platges Cala Millor-Bi	37	M30	75	29:09	01:46	41	1:03:29	17,2 km/h	46:31	01:03	42	36:07	20:04 m/km	12:17	11:58	11:58	2:11:31
50	22	Manolo Blasco Martin	Triats.Som-Correcami	2	M50	61	28:02	01:39	59	1:04:45	16,9 km/h	47:41	00:57	43	36:09	20:05 m/km	12:22	11:54	11:54	2:11:31
51	118	Carlos Muñoz Fernandez	Corre-Caminos Trail	5	M40	116	31:58	01:48	29	1:02:52	17,4 km/h	46:24	01:02	22	34:17	19:03 m/km	11:35	11:18	11:18	2:11:55
52	143	Artem Sitnikov	Fcg	38	M30	111	31:33	01:32	33	1:03:19	17,2 km/h	46:09	00:48	27	34:59	19:26 m/km	11:54	11:33	11:33	2:12:10
53	228	Marcel Ruiz Sanchez	Club Triatlon Palma	39	M30	62	28:02	01:19	81	1:06:05	16,5 km/h	48:08	00:48	41	36:04	20:02 m/km	12:18	11:49	11:49	2:12:15
54	132	Gabriel Ferriol Bergas	Sa Riba Club Triatló	40	M30	17	24:15	02:05	88	1:06:44	16,4 km/h	48:25	00:41	86	39:07	21:44 m/km	12:57	13:00	13:00	2:12:51
55	240	Nikolay Balandin	Trilife.Ru	41	M30	43	26:52	01:42	40	1:03:28	17,2 km/h	46:08	00:45	112	40:21	22:25 m/km	13:09	13:29	13:29	2:13:07
56	210	Guillermo Soler Obrador	Ada Calvià	6	M40	27	25:48	01:09	54	1:04:15	17,0 km/h	46:37	00:49	137	41:22	22:59 m/km	13:54	13:43	13:43	2:13:21
57	69	Benjamin Lozano Becerra	C.T. Consell	42	M30	113	31:40	02:00	30	1:03:00	17,3 km/h	46:28	00:57	37	35:56	19:58 m/km	11:42	11:50	11:50	2:13:31
58	108	Jaume Vicens Montserrat	Triatlo Porto Colom H	3	M50	57	27:25	01:42	27	1:02:48	17,4 km/h	45:34	00:56	130	40:59	22:46 m/km	13:34	13:30	13:30	2:13:49
59	76	Jordi Caldentey Frontera	Club Triatlon Palma	43	M30	30	25:51	01:36	94	1:07:04	16,3 km/h	49:53	00:49	73	38:41	21:29 m/km	12:32	12:40	12:40	2:13:59
60	66	David Guerra Fernandez	C.T. Consell	44	M30	110	31:30	01:42	39	1:03:25	17,2 km/h	46:55	00:51	59	36:59	20:33 m/km	12:20	12:10	12:10	2:14:26
61	37	Toni Babot Rabasa	Bimont - CC. Andratx.	45	M30	89	29:36	01:28	71	1:05:27	16,7 km/h	48:11	01:08	56	36:53	20:29 m/km	12:32	12:14	12:14	2:14:29
62	9	Francesc Vives Garau	Club Ciclista Capdepe	4	M50	39	26:50	02:07	100	1:07:39	16,1 km/h	48:33	01:01	58	36:57	20:32 m/km	12:17	12:09	12:09	2:14:32
63	74	Toni Oliver Miró	Triats.Som-Correcami	46	M30	29	25:51	01:30	58	1:04:44	16,9 km/h	47:14	01:15	143	41:38	23:08 m/km	14:03	13:28	13:28	2:14:56
64	128	Bartolomé Mir Garcia	Bimont - CC. Andratx.	7	M40	70	28:44	01:27	86	1:06:29	16,4 km/h	49:54	00:45	64	37:58	21:06 m/km	13:06	12:44	12:44	2:15:22
65	265	Tom Mcinnes	East Fife	5	M50	82	29:16	01:36	45	1:03:39	17,2 km/h	46:32	01:36	97	39:27	21:55 m/km	13:33	12:57	12:57	2:15:32
66	61	Herman Gunther	Bimont - CC. Andratx.	47	M30	88	29:34	01:30	37	1:03:21	17,2 km/h	46:19	00:56	120	40:30	22:30 m/km	13:46	13:27	13:27	2:15:50





Acta Federació de Triatló de les Illes Balears

II Mallorca Olympic Triatlón

Mallorca



Diumenge 5 de Mayo de 2012 10:00 Hores

Best Swim Center

RESULTADOS : II Mallorca Olympic Triatlón

INSCRITOS:0 FINALIZADOS: 0 RETIRADOS: 0

Pos Gen	Dorsal	Nom i Llinatges	Club	Pos	Cat	Pos Natacio	T1	Pos Ciclisme Vel	1º	T2	Pos Carrera Vel	1º	2º	3º	T_Oficial					
67	78	Pedro Oliver Sastre	C.Triman-Bicicletes C	48	M30	100	30:54	02:00	43	1:03:31	17,2 km/h	46:22	00:56	88	39:13	21:47 m/km	12:52	12:58	12:58	2:16:33
68	185	Andrey Kolpakov	Www.Irc-Club.Ru	49	M30	125	32:34	02:47	73	1:05:46	16,6 km/h	48:35	01:14	23	34:22	19:06 m/km	11:38	11:17	11:17	2:16:42
69	215	Jose Manuel Paniagua Diaz	C.C.Capdepera	50	M30	54	27:17	01:48	70	1:05:25	16,7 km/h	47:45	00:54	138	41:24	23:00 m/km	13:49	13:46	13:46	2:16:47
70	72	Javier Gallego Moll	Club N. Andratx Sprint	51	M30	35	26:16	01:32	117	1:08:48	15,9 km/h	49:40	00:55	92	39:20	21:51 m/km	13:18	13:05	13:05	2:16:50
71	169	Prince Gilles	Geneva Triathlon	8	M40	71	28:50	01:47	47	1:03:42	17,1 km/h	46:41	01:31	132	41:03	22:48 m/km	13:40	13:28	13:28	2:16:51
72	226	Llorenç Muntaner Perello	C.Triman-Bicicletes C	52	M30	21	24:23	02:13	123	1:10:00	15,6 km/h	50:52	01:15	85	39:04	21:42 m/km	12:44	12:45	12:45	2:16:53
73	87	Fernando Fortuny Quiroga		53	M30	74	28:57	01:42	48	1:03:43	17,1 km/h	46:39	00:59	145	41:45	23:12 m/km	13:52	13:56	13:56	2:17:04
74	159	Le Couter Stijn	Ironmanagers	54	M30	133	32:43	01:30	76	1:05:56	16,6 km/h	48:02	00:40	50	36:16	20:09 m/km	12:06	12:01	12:01	2:17:04
75	44	Miquel Angel Roig Oliver	S'Escapada-Xtrm	55	M30	99	30:40	01:52	51	1:03:57	17,1 km/h	46:45	01:22	93	39:21	21:52 m/km	13:10	12:57	12:57	2:17:09
76	276	Klas Wallström		6	M50	93	30:09	01:28	109	1:08:16	16,0 km/h	48:50	01:00	52	36:19	20:11 m/km	12:30	11:59	11:59	2:17:10
77	272	Jaime Perelló Gelabert	Sa Riba Club Triatló	56	M30	86	29:21	02:18	62	1:04:53	16,8 km/h	47:07	01:34	98	39:32	21:58 m/km	13:00	13:07	13:07	2:17:36
78	166	Peter Donnelly	Army Triathlon Associ	57	M30	103	31:05	01:20	90	1:06:59	16,3 km/h	47:54	00:42	62	37:38	20:54 m/km	12:20	12:36	12:36	2:17:42
79	86	Stephan Biermann	Tv Werne 03 Wasserf	9	M40	115	31:56	01:54	84	1:06:28	16,4 km/h	48:24	00:46	54	36:43	20:24 m/km	12:13	12:02	12:02	2:17:44
80	56	Joan Albert Sastre Fiol	Tupinamba	58	M30	80	29:14	02:13	63	1:05:01	16,8 km/h	47:50	01:04	122	40:37	22:34 m/km	13:05	13:11	13:11	2:18:07
81	235	Michael Lisle	Merseytri	7	M50	49	27:02	01:41	103	1:07:50	16,1 km/h	50:05	01:10	128	40:50	22:41 m/km	13:24	13:33	13:33	2:18:31
82	8	Marijke Zeekant	De Dolfijn	1	F50	22	25:04	01:20	133	1:11:09	15,3 km/h	52:05	00:57	105	40:05	22:16 m/km	13:21	13:08	13:08	2:18:33
83	241	Nikolay Nogovitsyn	Sc Romashkovo	59	M30	96	30:27	02:16	115	1:08:34	15,9 km/h	50:05	01:28	38	35:56	19:58 m/km	11:40	12:02	12:02	2:18:40
84	48	Joan Carles Miquel Garau	C.T. Consell	60	M30	73	28:54	01:21	98	1:07:27	16,2 km/h	49:55	00:49	109	40:16	22:22 m/km	13:52	13:32	13:32	2:18:45
85	62	Antoni Campins Santucci	Triats.Som-Correcami	10	M40	84	29:20	01:17	50	1:03:51	17,1 km/h	46:47	00:44	168	44:06	24:30 m/km	13:53	14:46	14:46	2:19:17
86	287	Miquel Sancho Pujol	Platges Cala Millor-Bi	61	M30	127	32:36	02:02	19	1:01:57	17,6 km/h	45:32	01:23	141	41:29	23:03 m/km	13:09	13:58	13:58	2:19:25
87	49	Antoni Esquinas Cruz	Viva Sport	11	M40	104	31:07	02:23	87	1:06:39	16,4 km/h	48:27	01:13	67	38:20	21:18 m/km	12:48	12:38	12:38	2:19:39
88	131	Toni Bauza Andreu	C.Triman-Bicicletes C	62	M30	47	26:56	01:57	127	1:10:35	15,5 km/h	51:25	01:05	95	39:25	21:54 m/km	13:00	13:07	13:07	2:19:57





Acta Federació de Triatló de les Illes Balears

II Mallorca Olympic Triatlón

Mallorca




Diumenge 5 de Mayo de 2012 10:00 Hores

Best Swim Center

RESULTADOS : II Mallorca Olympic Triatlón

INSCRITOS:0 FINALIZADOS: 0 RETIRADOS: 0

Pos Gen	Dorsal	Nom i Llinatges		Pos	Cat	Pos Natacio	T1	Pos Ciclisme Vel	1º	T2	Pos Carrera Vel	1º	2º	3º	T_Oficial					
89	35	Carlos Magaz Muñoz		12	M40	98	30:34	02:23	96	1:07:17	16,2 km/h	49:31	01:28	71	38:35	21:26 m/km	12:53	12:33	12:33	2:20:16
90	271	Fredrik Widing		63	M30	108	31:29	01:22	97	1:07:22	16,2 km/h	49:38	01:02	91	39:17	21:49 m/km	13:29	13:03	13:03	2:20:31
91	63	Xim Aguilo De Caceres Planas	C.Triman-Bicicletes C	64	M30	36	26:31	02:40	130	1:11:04	15,4 km/h	51:40	00:58	101	39:42	20:03 m/km	13:35	13:18	13:18	2:20:53
92	124	Gabriel Donaire Pascual	Club Triatlon Palma	65	M30	132	32:43	01:34	112	1:08:31	15,9 km/h	50:18	00:52	61	37:32	20:51 m/km	12:28	12:16	12:16	2:21:10
93	99	Reinaldo Avila Espinosa	C.T. Consell	66	M30	136	32:47	01:12	82	1:06:06	16,5 km/h	48:27	00:50	113	40:22	22:26 m/km	13:22	13:00	13:00	2:21:15
94	93	Osvaldo Lugones Niggitsch	Club Triatlon Palma	8	M50	94	30:20	01:17	101	1:07:50	16,1 km/h	48:44	00:49	131	41:03	22:48 m/km	13:48	13:35	13:35	2:21:18
95	96	Jose Lares-Franco Salom	Triats.Som-Correcami	67	M30	146	33:07	01:00	78	1:06:00	16,5 km/h	47:48	01:46	99	39:32	21:58 m/km	14:39	12:31	12:31	2:21:23
96	223	Kristina Wiegand	Sv Nikar Hd	1	F40	90	29:39	03:05	135	1:11:43	15,2 km/h	51:30	00:53	45	36:12	20:07 m/km	12:13	11:53	11:53	2:21:30
97	42	Biel Mir Mesquida	Bimont - CC. Andratx.	68	M30	126	32:35	01:42	75	1:05:55	16,6 km/h	47:39	01:07	110	40:17	22:23 m/km	14:52	13:17	13:17	2:21:34
98	225	Leopoldo Lopez MañAs	Indepediente	69	M30	131	32:42	03:14	121	1:09:46	15,7 km/h	50:50	01:08	26	34:53	19:23 m/km	11:32	11:22	11:22	2:21:41
99	5	Rohe Wolfgang	Tv Werne 03 Wasserf	9	M50	107	31:26	02:01	89	1:06:50	16,3 km/h	47:23	01:08	117	40:28	22:29 m/km	13:26	13:18	13:18	2:21:50
100	268	Anders Strandberg		13	M40	141	32:57	02:05	102	1:07:50	16,1 km/h	49:36	01:17	63	37:47	20:59 m/km	12:22	12:32	12:32	2:21:54
101	177	Tom Dailey		70	M30	72	28:52	02:22	114	1:08:31	15,9 km/h	49:16	01:12	139	41:27	23:02 m/km	13:07	13:42	13:42	2:22:22
102	180	Zeno Didonè	ASD A3	71	M30	134	32:44	02:29	99	1:07:32	16,2 km/h	49:21	01:21	70	38:32	21:24 m/km	12:51	12:44	12:44	2:22:35
103	121	Jaume Crespi Palmer	C.T. Consell	72	M30	97	30:27	01:36	126	1:10:34	15,5 km/h	50:47	00:49	87	39:12	21:47 m/km	12:54	12:46	12:46	2:22:36
104	280	Natalie Kerr		2	F30	92	30:08	01:13	124	1:10:17	15,5 km/h	51:26	01:03	106	40:09	22:18 m/km	13:00	13:09	13:09	2:22:47
105	213	Javier Casasnovas Riera	C.T. Consell	73	M30	48	26:58	02:16	83	1:06:15	16,5 km/h	48:14	01:20	183	46:09	25:38 m/km	15:44	15:28	15:28	2:22:55
106	137	Isaac Idiarte Valls	C.E.Calafell Runners	74	M30	67	28:41	02:01	140	1:12:00	15,2 km/h	53:31	00:53	96	39:26	21:54 m/km	12:54	13:01	13:01	2:22:59
107	115	Carlos Garcies Oliva	Alcudia Sport Club Tri	75	M30	129	32:37	02:24	80	1:06:04	16,5 km/h	48:55	01:41	118	40:29	22:29 m/km	12:46	13:31	13:31	2:23:13
108	134	Gustavo Gutierrez Fresco		76	M30	121	32:23	01:36	116	1:08:43	15,9 km/h	50:37	00:37	107	40:09	22:18 m/km	13:00	13:18	13:18	2:23:26
109	129	Leandro Gomila Forio		77	M30	95	30:22	02:00	105	1:07:56	16,1 km/h	50:06	00:58	152	42:19	23:31 m/km	13:47	13:57	13:57	2:23:32
110	188	Bonneville Dany		14	M40	150	33:38	01:55	95	1:07:14	16,2 km/h	49:02	01:54	94	39:25	21:54 m/km	13:45	12:57	12:57	2:24:04





Acta Federació de Triatló de les Illes Balears

II Mallorca Olympic Triatlón

Mallorca



Diumenge 5 de Mayo de 2012 10:00 Hores

Best Swim Center


RESULTADOS : II Mallorca Olympic Triatlón

INSCRITOS:0

FINALIZADOS: 0

RETIRADOS: 0

Pos Gen	Dorsal	Nom i Llinatges		Pos	Cat	Pos Natacio	T1	Pos Ciclisme Vel	1º	T2	Pos Carrera Vel	1º	2º	3º	T_Oficial					
111	193	Cati Villalonga Llufríu	C.Triman-Bicicletes C	3	F30	34	26:03	01:44	169	1:15:35	14,4 km/h	55:00	00:52	121	40:36	22:33 m/km	13:22	13:33	13:33	2:24:48
112	250	Philipp Schlenkhoff		78	M30	63	28:03	03:40	132	1:11:07	15,4 km/h	51:30	02:28	103	39:51	22:08 m/km	13:20	13:47	13:47	2:25:07
113	176	Thomas Kramshoj		15	M40	135	32:46	04:11	113	1:08:31	15,9 km/h	50:15	01:29	66	38:13	21:14 m/km	12:23	12:50	12:50	2:25:08
114	257	Sion Cerdá Vanrell		79	M30	64	28:05	03:14	152	1:13:33	14,8 km/h	52:44	01:24	81	38:57	21:38 m/km	13:05	13:03	13:03	2:25:11
115	234	Michael Ammermann	Tg Hanau, Alemania	10	M50	76	29:10	01:57	106	1:08:04	16,0 km/h	49:00	01:21	176	44:46	24:52 m/km	14:19	14:28	14:28	2:25:16
116	21	Jose Díaz Molina	Club Cuanto Dices Qu	80	M30	50	27:04	02:13	156	1:14:13	14,7 km/h	53:49	01:18	124	40:38	22:34 m/km	13:39	13:21	13:21	2:25:23
117	242	Oleg Zamotin	World Class Outdoor	81	M30	186	37:10	02:28	74	1:05:47	16,6 km/h	48:04	00:51	89	39:15	21:48 m/km	13:03	13:13	13:13	2:25:30
118	120	Antonio Galan Caceres		82	M30	140	32:53	02:45	93	1:07:03	16,3 km/h	48:23	01:14	148	41:52	23:16 m/km	13:56	13:15	13:15	2:25:44
119	199	Dejan Vlasisavljevic	Team Korak Naprej	83	M30	139	32:52	02:11	79	1:06:02	16,5 km/h	48:56	01:41	164	43:12	24:00 m/km	13:49	13:58	13:58	2:25:55
120	25	Jose Cordoba Reyes		16	M40	142	32:57	01:46	107	1:08:05	16,0 km/h	49:51	01:33	146	41:47	23:13 m/km	13:41	13:42	13:42	2:26:06
121	254	Sergio Heredia Calvo	Club Natació Lluçmaj	4	M20	10	22:13	01:05	160	1:14:29	14,7 km/h	54:09	00:36	200	48:04	26:42 m/km	14:54	17:37	17:37	2:26:25
122	203	Evgeny Rogotnev	Axon	84	M30	130	32:38	01:49	129	1:11:02	15,4 km/h	50:51	01:02	108	40:10	22:19 m/km	13:35	13:08	13:08	2:26:40
123	2	Juan Oliver Bordoy	Triats.Som-Correcami	17	M40	177	36:50	01:36	91	1:07:00	16,3 km/h	49:16	00:46	126	40:46	22:39 m/km	13:36	13:40	13:40	2:26:57
124	151	Etienne Roederer		85	M30	114	31:41	03:16	128	1:10:42	15,4 km/h	51:43	01:02	111	40:20	22:24 m/km	13:29	13:13	13:13	2:26:59
125	179	Wolf Felix		18	M40	119	32:20	03:15	92	1:07:03	16,3 km/h	48:57	01:25	163	43:09	23:58 m/km	13:52	14:26	14:26	2:27:11
126	219	Juan Ramon Piza	C.Triman-Bicicletes C	19	M40	164	34:35	01:45	118	1:09:12	15,8 km/h	51:27	00:49	133	41:07	22:51 m/km	13:30	13:41	13:41	2:27:25
127	147	Claus Nielsen	KøGe Tri 2000	20	M40	112	31:38	02:25	143	1:12:18	15,1 km/h	52:46	01:35	102	39:44	22:04 m/km	13:44	12:58	12:58	2:27:39
128	139	Pablo Quijano Badiola	C. Marathon Portitxol	86	M30	81	29:15	03:16	183	1:17:35	14,1 km/h	56:02	00:58	57	36:54	20:30 m/km	12:02	12:19	12:19	2:27:56
129	182	Alexander Smirnov		87	M30	154	33:47	02:26	157	1:14:26	14,7 km/h	54:09	01:00	55	36:49	20:27 m/km	12:34	11:56	11:56	2:28:25
130	85	Peter Bützer		88	M30	166	34:58	02:28	108	1:08:10	16,0 km/h	50:20	01:28	144	41:39	23:08 m/km	13:47	13:52	13:52	2:28:40
131	122	David Perez Priego	Club Triatlón Palma	21	M40	41	26:51	01:49	119	1:09:14	15,8 km/h	49:26	00:51	215	50:09	27:52 m/km	15:01	16:38	16:38	2:28:53
132	284	Jaime Riera Basa	C.Triman-Bicicletes C	22	M40	197	38:01	02:00	69	1:05:23	16,7 km/h	47:43	01:00	156	42:38	23:41 m/km	14:20	13:58	13:58	2:29:00





Acta Federació de Triatló de les Illes Balears

II Mallorca Olympic Triatlón

Mallorca




Diumenge 5 de Mayo de 2012 10:00 Hores

Best Swim Center

RESULTADOS : II Mallorca Olympic Triatlón

INSCRITOS:0 FINALIZADOS: 0 RETIRADOS: 0

Pos Gen	Dorsal	Nom i Llinatges		Pos	Cat	Pos Natacio	T1	Pos Ciclisme Vel	1º	T2	Pos Carrera Vel	1º	2º	3º	T_Oficial					
133	45	Jaume Patrici Vallori Mateu	C.Triman-Bicicletes C	11	M50	157	34:01	03:05	111	1:08:23	16,0 km/h	50:40	01:07	158	42:44	23:44 m/km	13:44	14:25	14:25	2:29:17
134	112	Toni Mateu Ramon	C.T. Consell	89	M30	148	33:20	02:24	122	1:09:53	15,6 km/h	50:55	01:14	155	42:36	23:40 m/km	13:45	14:05	14:05	2:29:24
135	79	Carlos Martínez Llompart	Triats.Som-Correcami	90	M30	170	35:26	02:57	136	1:11:48	15,2 km/h	52:02	01:23	68	38:22	21:19 m/km	12:54	12:35	12:35	2:29:54
136	33	Michiel Van Der Maas		23	M40	122	32:24	03:03	155	1:13:52	14,8 km/h	53:24	01:51	78	38:56	21:38 m/km	12:59	12:36	12:36	2:30:05
137	19	Dietmar Lange	Tri-Finisher Berlin E.V	24	M40	138	32:50	01:40	159	1:14:27	14,7 km/h	54:16	01:10	115	40:24	22:27 m/km	13:20	13:28	13:28	2:30:29
138	144	Borja Fernández Vidal		91	M30	106	31:18	03:49	166	1:15:17	14,5 km/h	54:26	01:43	69	38:32	21:24 m/km	13:42	12:41	12:41	2:30:38
139	60	Ricardo Estellés Pals		92	M30	52	27:08	02:11	202	1:20:25	13,6 km/h	57:48	01:07	116	40:25	22:27 m/km	13:08	13:22	13:22	2:31:14
140	28	Manu Joya Garcia	Viva Sports	93	M30	173	35:59	02:15	120	1:09:16	15,8 km/h	50:13	00:59	161	42:59	23:53 m/km	13:55	14:53	14:53	2:31:27
141	89	Alberto Campo Castrejon		94	M30	191	37:24	03:10	131	1:11:06	15,4 km/h	52:01	00:59	84	39:04	21:42 m/km	12:44	13:22	13:22	2:31:41
142	141	Alfonso Fernandez Vidal		95	M30	102	30:57	04:12	165	1:15:11	14,5 km/h	54:35	01:49	104	39:56	22:11 m/km	13:42	13:04	13:04	2:32:02
143	243	Pablo Andres Paiva		96	M30	156	34:00	00:00	162	1:14:49	14,6 km/h	54:30	02:08	140	41:27	23:02 m/km	13:01	13:41	13:41	2:32:23
144	183	Alexander Zhukov		97	M30	200	38:21	01:28	139	1:11:55	15,2 km/h	52:48	01:02	119	40:30	22:30 m/km	13:17	13:25	13:25	2:33:14
145	184	Andrew Tilley	Abingdon And Vale	25	M40	147	33:19	01:51	163	1:14:57	14,6 km/h	54:12	00:52	159	42:45	23:45 m/km	13:40	13:51	13:51	2:33:42
146	279	Mazuel Grégoire		98	M30	182	37:03	03:06	134	1:11:39	15,2 km/h	52:24	01:36	123	40:37	22:34 m/km	13:15	13:23	13:23	2:33:58
147	57	Jaume Aguilo Garcias		26	M40	165	34:38	03:15	145	1:12:23	15,1 km/h	52:19	01:53	151	42:07	23:24 m/km	13:45	13:45	13:45	2:34:13
148	54	Luis Garcia Bauza	Platges Cala Millor-Bi	99	M30	161	34:19	02:45	149	1:13:05	14,9 km/h	52:37	01:16	162	43:07	23:57 m/km	13:42	14:16	14:16	2:34:30
149	43	Thomas Sitte	Tsg Eppstein/ Bsg Hel	12	M50	175	36:26	02:33	147	1:12:44	15,0 km/h	53:40	01:17	150	42:01	23:21 m/km	13:51	14:11	14:11	2:34:58
150	202	Ekaterina Sheremet		4	F30	151	33:40	02:07	193	1:19:12	13,8 km/h	57:22	01:07	80	38:57	21:38 m/km	13:12	12:51	12:51	2:35:01
151	181	Adriaan Bloys Van Treslong		100	M30	124	32:33	03:01	197	1:19:44	13,7 km/h	52:56	00:48	83	39:01	21:41 m/km	12:58	12:41	12:41	2:35:06
152	83	Alejandro Cortes Estarellas	Alcort	27	M40	174	36:24	01:59	138	1:11:51	15,2 km/h	52:00	01:13	166	43:43	24:17 m/km	14:53	14:15	14:15	2:35:08
153	154	Ian Chapman	Tg Tri	28	M40	144	33:00	02:18	144	1:12:23	15,1 km/h	52:18	01:18	185	46:16	25:42 m/km	15:29	15:09	15:09	2:35:13
154	16	Miguel Angel Fidalgo Fernandez	Bimont - CC. Andratx.	29	M40	218	40:21	02:32	146	1:12:38	15,0 km/h	52:46	01:15	82	39:00	21:40 m/km	13:08	13:02	13:02	2:35:43





Acta Federació de Triatló de les Illes Balears

II Mallorca Olympic Triatlón

Mallorca



Diumenge 5 de Mayo de 2012 10:00 Hores

Best Swim Center

RESULTADOS : II Mallorca Olympic Triatlón

INSCRITOS:0 FINALIZADOS: 0 RETIRADOS: 0

Pos Gen	Dorsal	Nom i Llinatges	Pos	Cat	Pos Natacio	T1	Pos Ciclisme Vel	1º	T2	Pos Carrera Vel	1º	2º	3º	T_Oficial					
155	80	Ruben Guzman Ruiz	30	M40	189	37:21	02:42	173	1:16:02	14,4 km/h	53:51	01:18	76	38:46	21:32 m/km	12:53	12:47	12:47	2:36:07
156	158	Julian Spier	31	M40	155	33:48	01:19	192	1:19:04	13,8 km/h	57:13	01:15	127	40:50	22:41 m/km	13:15	13:39	13:39	2:36:14
157	162	Maarten Vaessen	32	M40	187	37:14	03:16	164	1:15:05	14,5 km/h	55:15	01:30	90	39:17	21:49 m/km	12:43	13:06	13:06	2:36:20
158	34	Dan Nico Schirmer	101	M30	178	36:52	02:25	137	1:11:49	15,2 km/h	52:37	01:48	165	43:35	24:13 m/km	14:12	14:21	14:21	2:36:28
159	138	Montse Melgar Lara	5	F30	159	34:07	01:47	191	1:18:59	13,8 km/h	57:01	00:58	125	40:39	22:35 m/km	13:20	13:21	13:21	2:36:28
160	126	Victor Ortega Garcia	102	M30	153	33:43	02:04	151	1:13:24	14,9 km/h	52:56	01:09	187	46:18	25:43 m/km	14:57	15:21	15:21	2:36:36
161	106	Antonio Mercadal Vargas	33	M40	169	35:21	02:05	185	1:17:38	14,1 km/h	56:18	01:26	114	40:23	22:26 m/km	13:37	13:19	13:19	2:36:52
162	81	Steve Branagh	34	M40	179	36:58	02:00	142	1:12:11	15,1 km/h	53:19	01:35	173	44:35	24:46 m/km	14:35	15:10	15:10	2:37:16
163	267	Angel Sanz Torres	13	M50	78	29:12	02:39	175	1:16:10	14,3 km/h	55:56	02:20	194	47:13	26:14 m/km	15:55	15:34	15:34	2:37:31
164	186	Anna Novikova	6	F30	149	33:24	01:22	182	1:17:19	14,1 km/h	57:06	01:08	177	45:09	25:05 m/km	15:01	14:47	14:47	2:38:20
165	46	Peter Lenz	35	M40	217	40:19	03:13	148	1:13:02	15,0 km/h	53:26	01:12	135	41:19	22:57 m/km	14:23	13:26	13:26	2:39:03
166	285	Manuel Piñar Molina	103	M30	176	36:32	02:04	178	1:16:36	14,3 km/h	55:08	01:22	157	42:43	23:44 m/km	13:41	14:18	14:18	2:39:15
167	230	Maruhn Sascha	104	M30	209	38:51	03:38	150	1:13:09	14,9 km/h	53:02	01:31	154	42:22	23:32 m/km	13:39	14:26	14:26	2:39:29
168	17	Álvaro Morancho Martínez	105	M30	198	38:04	02:31	174	1:16:02	14,4 km/h	55:41	01:07	147	41:48	23:13 m/km	13:38	13:43	13:43	2:39:31
169	92	Pilar Morlà Subirats	2	F40	120	32:22	02:50	196	1:19:40	13,7 km/h	57:41	01:10	167	43:52	24:22 m/km	14:23	14:37	14:37	2:39:52
170	47	Jorge López Martínez-Picabia	106	M30	145	33:05	02:05	179	1:16:38	14,2 km/h	55:12	01:19	192	46:49	26:01 m/km	15:17	15:27	15:27	2:39:55
171	59	Miguel Angel Varon Recaj	107	M30	229	42:30	02:29	158	1:14:27	14,7 km/h	54:06	01:04	100	39:37	22:01 m/km	13:00	12:59	12:59	2:40:06
172	194	Charles Spelina	108	M30	195	37:54	03:47	190	1:18:42	13,9 km/h	56:37	01:32	74	38:44	21:31 m/km	14:03	12:23	12:23	2:40:36
173	206	Gary Miller	109	M30	85	29:20	02:53	214	1:22:00	13,3 km/h	59:36	01:49	175	44:40	24:49 m/km	14:48	14:45	14:45	2:40:41
174	18	Manuel Sanchez Muñoz	110	M30	183	37:05	02:25	170	1:15:47	14,4 km/h	55:05	01:26	171	44:30	24:43 m/km	14:54	14:39	14:39	2:41:10
175	71	Carlos Bonnin Olivares	36	M40	109	31:30	02:16	176	1:16:28	14,3 km/h	55:08	01:25	212	49:55	27:44 m/km	16:25	16:21	16:21	2:41:31
176	88	Ronald De Jong	14	M50	83	29:19	01:54	110	1:08:22	16,0 km/h	49:05	01:20	239	00:47	33:46 m/km	15:10	14:56	14:56	2:41:41





Acta Federació de Triatló de les Illes Balears

II Mallorca Olympic Triatlón

Mallorca




Diumenge 5 de Mayo de 2012 10:00 Hores

Best Swim Center

RESULTADOS : II Mallorca Olympic Triatlón

INSCRITOS:0 FINALIZADOS: 0 RETIRADOS: 0

Pos Gen	Dorsal	Nom i Llinatges		Pos	Cat	Pos Natacio	T1	Pos Ciclisme Vel	1º	T2	Pos Carrera Vel	1º	2º	3º	T_Oficial					
177	40	Jaime Alemany Carrio	Ciclos Quintana-Mistic	37	M40	188	37:15	03:31	125	1:10:20	15,5 km/h	51:29	01:52	207	49:09	27:18 m/km	15:49	16:22	16:22	2:42:05
178	41	David Molina Espinosa	Club Cuanto Dices Qu	111	M30	105	31:12	02:06	227	1:26:13	12,7 km/h	02:21	01:19	136	41:22	22:59 m/km	13:35	13:46	13:46	2:42:10
179	84	Tomeu Bennasar Cerda	Cucaratxes A Peu	112	M30	168	35:20	03:00	180	1:16:52	14,2 km/h	56:08	01:43	178	45:36	25:20 m/km	14:30	15:03	15:03	2:42:29
180	283	Sanna Duvebrant		3	F40	184	37:06	02:13	205	1:20:57	13,5 km/h	58:11	01:40	129	40:54	22:43 m/km	13:24	13:38	13:38	2:42:48
181	168	Philip Grindley		38	M40	181	37:02	01:37	181	1:17:03	14,2 km/h	55:33	01:33	180	45:37	25:21 m/km	15:03	14:58	14:58	2:42:50
182	11	Nicolas Salas Piza	Tri Sports La Cabina	39	M40	204	38:32	01:17	172	1:15:51	14,4 km/h	54:59	01:01	189	46:24	25:47 m/km	15:17	15:29	15:29	2:43:03
183	113	Xavier Vilalta Isanta		40	M40	201	38:21	03:02	153	1:13:42	14,8 km/h	53:13	01:20	190	46:41	25:56 m/km	14:56	15:31	15:31	2:43:04
184	52	Richard Barton	Non Affiliate	41	M40	118	32:16	04:02	219	1:23:07	13,1 km/h	01:25	01:03	160	42:48	23:47 m/km	13:58	14:04	14:04	2:43:14
185	110	Bernat Escanellas Buenaventura	Club Gymnàpolis de S	15	M50	213	39:45	04:10	168	1:15:34	14,5 km/h	55:09	01:44	153	42:22	23:32 m/km	14:10	14:00	14:00	2:43:33
186	156	Jose Luis Pons Cererols		113	M30	202	38:23	03:01	161	1:14:43	14,6 km/h	54:16	01:52	188	46:22	25:46 m/km	15:11	15:44	15:44	2:44:19
187	274	Johanna Lindqvist		4	F40	185	37:06	02:46	213	1:21:53	13,3 km/h	00:20	01:20	142	41:35	23:06 m/km	14:27	13:46	13:46	2:44:38
188	204	Evgeny Tulubensky		114	M30	143	32:58	12:45	141	1:12:11	15,1 km/h	51:07	08:12	79	38:57	21:38 m/km	13:10	12:52	12:52	2:45:01
189	50	Victor Calleja Balbin	Tri Sport La Cabina	42	M40	137	32:49	02:35	224	1:24:05	13,0 km/h	00:31	01:03	174	44:40	24:49 m/km	16:58	13:27	13:27	2:45:09
190	32	Pedro Rossello Mora	Bicicletes Caldentey	115	M30	208	38:47	02:39	189	1:18:29	13,9 km/h	57:17	01:46	170	44:23	24:39 m/km	14:19	14:36	14:36	2:46:01
191	105	Javier Lares-Franco Salom	Triats.Som-Correcami	116	M30	220	41:09	02:29	171	1:15:50	14,4 km/h	55:28	00:55	186	46:17	25:43 m/km	15:19	15:02	15:02	2:46:37
192	70	Kiko Marín Marban	C.E. Triats.Som - Ad'	117	M30	206	38:44	04:16	177	1:16:30	14,3 km/h	56:04	01:11	182	45:58	25:32 m/km	14:59	15:02	15:02	2:46:37
193	214	Jean-Christophe Wicker		43	M40	160	34:12	03:51	199	1:19:52	13,7 km/h	57:39	02:18	191	46:47	25:59 m/km	15:16	15:28	15:28	2:46:59
194	212	Heinz Welbers		16	M50	171	35:30	02:32	154	1:13:44	14,8 km/h	54:35	01:18	227	54:25	30:14 m/km	18:02	17:49	17:49	2:47:28
195	237	Miro Prah	Team Korak N	118	M30	194	37:49	03:19	167	1:15:28	14,5 km/h	55:47	01:30	214	50:05	27:49 m/km	15:52	16:19	16:19	2:48:09
196	149	Daniel Martinez Robles		3	M23	223	41:50	02:37	186	1:17:42	14,1 km/h	57:19	02:10	172	44:31	24:44 m/km	15:49	14:43	14:43	2:48:48
197	262	Thomas Rees		119	M30	162	34:25	03:13	230	1:27:18	12,5 km/h	03:30	02:33	149	41:58	23:19 m/km	14:06	14:11	14:11	2:49:24
198	170	Rikke Dujardin		7	F30	216	39:55	03:46	187	1:18:05	14,0 km/h	56:58	02:15	181	45:38	25:21 m/km	14:54	15:09	15:09	2:49:37





Acta Federació de Triatló de les Illes Balears

II Mallorca Olympic Triatlón

Mallorca




Diumenge 5 de Mayo de 2012 10:00 Hores

Best Swim Center

RESULTADOS : II Mallorca Olympic Triatlón

INSCRITOS:0 FINALIZADOS: 0 RETIRADOS: 0

Pos Gen	Dorsal	Nom i Llinatges		Pos	Cat	Pos Natacio	T1	Pos Ciclisme Vel	1°	T2	Pos Carrera Vel	1°	2°	3°	T_Oficial					
199	207	Gaspar Rodríguez Fontirroig	C.E S'Escapada	120	M30	123	32:27	03:52	218	1:23:05	13,1 km/h	00:49	02:26	199	47:55	26:37 m/km	15:23	15:49	15:49	2:49:44
200	291	Boris Lagovik	Dinamo	44	M40	199	38:07	03:27	194	1:19:21	13,8 km/h	57:58	01:40	198	47:45	26:32 m/km	15:37	15:49	15:49	2:50:19
201	221	Kerstin Treiber		8	F30	158	34:06	01:44	200	1:20:01	13,6 km/h	58:40	01:38	223	53:09	29:32 m/km	17:34	17:57	17:57	2:50:37
202	178	Ulrich Bernard		17	M50	221	41:34	00:00	215	1:22:30	13,2 km/h	47:00	00:00	193	46:53	26:03 m/km	30:57	00:00	00:00	2:50:57
203	273	Johan Wallquist		45	M40	210	38:54	05:10	188	1:18:23	13,9 km/h	57:40	02:35	184	46:11	25:39 m/km	14:55	15:17	15:17	2:51:11
204	197	Dallen Cranor		46	M40	167	34:59	03:56	220	1:23:10	13,1 km/h	00:07	03:07	195	47:23	26:19 m/km	14:55	15:58	15:58	2:52:33
205	222	Kim Eeles	Unattached	18	M50	190	37:23	03:05	203	1:20:45	13,5 km/h	58:35	01:34	213	50:01	27:47 m/km	15:50	16:39	16:39	2:52:46
206	24	Xavier Correa Fresneda	Blau	121	M30	212	39:43	03:59	198	1:19:47	13,7 km/h	58:00	01:05	206	49:02	27:14 m/km	15:40	16:12	16:12	2:53:34
207	14	Kornelia Christine Sartory	Tv Werne 03 Wasserf	5	F40	225	42:00	02:38	201	1:20:18	13,6 km/h	58:14	01:15	197	47:35	26:26 m/km	15:16	15:34	15:34	2:53:45
208	239	Nick Dunn		122	M30	9	21:41	00:51	4	0:45:47	23,8 km/h	42:12	00:00	242	45:45	58:45 m/km	24:54	10:23	10:23	2:54:03
209	286	Jesús Fernández Obrador	Tri Sports La Cabina	47	M40	234	45:27	02:36	208	1:21:36	13,4 km/h	58:58	01:35	169	44:21	24:38 m/km	14:30	14:37	14:37	2:55:33
210	160	Ledermann Serge Henri	Genevatriathlon	19	M50	196	37:54	03:05	221	1:23:17	13,1 km/h	59:20	01:51	208	49:32	27:31 m/km	16:27	16:25	16:25	2:55:37
211	10	Cesar Callejero Garcias	Ada Calvià	48	M40	203	38:25	01:51	226	1:26:05	12,7 km/h	02:37	01:24	201	48:17	26:49 m/km	15:42	15:51	15:51	2:56:01
212	253	Roni Selig	Team Lipstick	2	F50	207	38:45	04:40	212	1:21:47	13,4 km/h	59:28	01:52	205	49:01	27:14 m/km	16:10	16:08	16:08	2:56:03
213	155	Jean-Luc Gignoux		49	M40	172	35:57	03:57	195	1:19:34	13,7 km/h	58:13	02:58	226	54:08	30:04 m/km	18:07	17:56	17:56	2:56:33
214	91	Miguel Frances Sitja		123	M30	230	42:32	00:00	210	1:21:42	13,4 km/h	58:23	02:04	217	50:43	28:11 m/km	16:12	16:58	16:58	2:57:00
215	278	Mathias Järnström		124	M30	192	37:31	03:13	211	1:21:47	13,4 km/h	59:10	02:08	220	52:27	29:08 m/km	16:16	18:19	18:19	2:57:04
216	175	Therese Weimholt		9	F30	152	33:42	03:06	236	1:28:39	12,3 km/h	04:47	01:15	218	50:50	28:14 m/km	16:48	16:50	16:50	2:57:29
217	145	Carrie Brinkman		10	F30	214	39:48	03:58	207	1:21:18	13,4 km/h	59:16	01:20	219	51:08	28:24 m/km	17:05	16:50	16:50	2:57:30
218	172	Rupert Savage		50	M40	219	41:00	02:53	222	1:23:37	13,1 km/h	00:30	01:46	202	48:24	26:53 m/km	15:41	16:16	16:16	2:57:37
219	142	Anders Moerk	Brabrand All Stars	51	M40	163	34:30	03:42	204	1:20:57	13,5 km/h	57:37	02:31	230	56:23	31:19 m/km	17:21	18:37	18:37	2:58:01
220	249	Philip Watkins		52	M40	228	42:28	02:19	184	1:17:36	14,1 km/h	56:55	02:05	229	55:57	31:05 m/km	15:28	19:14	19:14	3:00:23





Acta Federació de Triatló de les Illes Balears

II Mallorca Olympic Triatlón

Mallorca



Diumenge 5 de Mayo de 2012 10:00 Hores

Best Swim Center


RESULTADOS : II Mallorca Olympic Triatlón

INSCRITOS:0

FINALIZADOS: 0

RETIRADOS: 0

Pos Gen	Dorsal	Nom i Llinatges	Pos	Cat	Pos Natacio	T1	Pos Ciclisme Vel	1°	T2	Pos Carrera Vel	1°	2°	3°	T_Oficial					
221	167	Peter Waddell G	1	M60	117	32:10	04:06	206	1:21:10	13,5 km/h	58:21	01:48	240	01:11	33:59 m/km	18:43	21:11	21:11	3:00:23
222	135	Eduardo Jesús Pérez Fernández	53	M40	231	44:03	02:41	217	1:22:58	13,2 km/h	00:27	01:34	211	49:46	27:39 m/km	15:29	17:00	17:00	3:01:00
223	165	Patricia Hässig	11	F30	193	37:34	04:39	233	1:28:01	12,4 km/h	03:43	02:31	204	48:33	26:58 m/km	16:00	16:03	16:03	3:01:16
224	259	Sophie Schmitt	12	F30	211	39:25	02:49	234	1:28:17	12,4 km/h	03:46	02:14	203	48:33	26:58 m/km	15:59	16:03	16:03	3:01:16
225	195	Christer Haglund	20	M50	180	36:58	03:32	209	1:21:37	13,4 km/h	59:26	01:49	232	57:42	32:03 m/km	18:14	19:23	19:23	3:01:36
226	15	Francisco Arreza Subires	54	M40	205	38:32	03:16	216	1:22:51	13,2 km/h	00:41	02:30	228	55:04	30:36 m/km	17:23	18:15	18:15	3:02:12
227	13	Marianne Traudl Stein	3	F50	226	42:08	02:14	237	1:29:23	12,2 km/h	03:25	01:24	196	47:33	26:25 m/km	15:35	15:37	15:37	3:02:40
228	150	Diederik Schneemann	55	M40	215	39:51	04:31	231	1:27:29	12,5 km/h	03:09	03:54	209	49:37	27:34 m/km	16:05	16:16	16:16	3:05:19
229	244	Paul Clough	21	M50	222	41:38	03:00	235	1:28:33	12,3 km/h	05:06	01:38	221	53:01	29:27 m/km	18:45	16:53	16:53	3:07:50
230	192	Carolyn Basista	13	F30	235	46:52	02:59	229	1:26:30	12,6 km/h	01:52	01:13	216	50:34	28:06 m/km	16:57	16:40	16:40	3:08:06
231	266	Younes Oukhay	125	M30	237	49:17	05:00	232	1:27:47	12,4 km/h	01:41	01:17	179	45:36	25:20 m/km	15:49	15:09	15:09	3:08:55
232	238	Munafa Antonina	4	F50	224	41:56	02:44	242	1:33:13	11,7 km/h	07:01	01:33	210	49:45	27:38 m/km	16:46	16:34	16:34	3:09:10
233	264	Tina Welbers	5	F50	227	42:09	03:01	228	1:26:30	12,6 km/h	01:56	02:04	236	58:56	32:44 m/km	19:47	19:17	19:17	3:12:38
234	163	marco kesteloo	56	M40	232	44:28	04:18	225	1:25:29	12,8 km/h	02:18	02:50	231	56:27	31:22 m/km	17:29	18:48	18:48	3:13:30
235	275	Johanna Tuuf	14	F30	236	47:40	03:47	240	1:31:00	12,0 km/h	05:17	01:49	222	53:03	29:28 m/km	17:01	17:40	17:40	3:17:17
236	218	Joseph Brack	57	M40	240	51:49	03:08	223	1:23:58	13,0 km/h	59:04	02:25	238	00:12	33:27 m/km	20:16	19:43	19:43	3:21:31
237	277	Leena Löytömäki	15	F30	233	44:52	03:01	244	1:35:54	11,4 km/h	08:17	02:39	235	58:11	32:19 m/km	19:16	19:17	19:17	3:24:35
238	53	Isabel YañEz Redondo	16	F30	238	49:28	03:05	245	1:37:17	11,2 km/h	10:51	02:24	225	54:01	30:01 m/km	20:31	16:13	16:13	3:26:14
239	220	Julie Horobin	6	F40	241	54:40	02:11	239	1:30:02	12,1 km/h	05:01	01:49	233	57:57	32:12 m/km	18:52	18:51	18:51	3:26:37
240	6	Bernhard Schacke	2	M60	239	50:38	06:05	241	1:32:05	11,9 km/h	05:59	03:38	234	58:03	32:15 m/km	19:07	19:42	19:42	3:30:27
241	281	Pia Lasson	58	M40	243	57:38	05:10	243	1:34:08	11,6 km/h	08:19	02:49	224	53:30	29:43 m/km	18:00	17:09	17:09	3:33:13
242	174	Susan Ernst	17	F30	242	56:18	06:06	238	1:29:31	12,2 km/h	05:14	02:35	237	59:05	32:49 m/km	18:51	20:44	20:44	3:33:33





Acta Federació de Triatló de les Illes Balears II Mallorca Olympic Triatlón Mallorca



Diumenge 5 de Mayo de 2012 10:00 Hores

Best Swim Center

RESULTADOS : II Mallorca Olympic Triatlón

INSCRITOS:0 FINALIZADOS: 0 RETIRADOS: 0

<i>Pos Gen</i>	<i>Dorsal</i>	<i>Nom i Llinatges</i>		<i>Pos</i>	<i>Cat</i>	<i>Pos Natacio</i>	<i>T1</i>	<i>Pos Ciclisme Vel</i>	<i>1º</i>	<i>T2</i>	<i>Pos Carrera Vel</i>	<i>1º</i>	<i>2º</i>	<i>3º</i>	<i>T_Oficial</i>					
243	224	Laura Cozik	Team Lipstick	7	F40	246	03:18	00:00	2	0:05:01	217,9 km/h	10:35	00:00	243	27:20	21:51 m/km	50:14	18:22	18:22	3:35:38
244	205	Fatima Aissaoui	Team Lipstick	18	F30	245	03:18	00:00	1	0:05:00	218,6 km/h	10:37	00:00	244	27:22	21:52 m/km	50:15	18:22	18:22	3:35:38
245	247	Paulette Stone	Team Lipstick	8	F40	244	03:09	00:00	3	0:05:07	213,7 km/h	10:47	00:00	245	27:24	21:53 m/km	50:18	18:22	18:22	3:35:39





Acta Federació de Triatló de les Illes Balears

II Mallorca Olympic Triatlón

Mallorca



Diumenge 5 de Mayo de 2012 10:00 Hores

Best Swim Center


RESULTADOS : II Mallorca Olympic Triatlón - Equipos

INSCRITOS:0

FINALIZADOS: 0

RETIRADOS: 0

Pos Gen	Dorsal	Nom i Llinatges	Pos	Cat	Pos Natacio	T1	Pos Ciclisme Vel	1º	T2	Pos Carrera Vel	1º	2º	3º	T_Oficial					
1	310	Matthew O'Connor, Gary Bull y Alan Pric Harry Redknapp'S Blu	1	EQM	1	20:34	00:54	3	1:02:46	17,4 km/h	45:51	00:42	5	33:37	18:41 m/km	10:59	11:18	11:18	1:58:32
2	311	Tine Dekker, Jef De Batist y Jan Lazeure Team Uplace	2	EQM	4	25:26	00:45	2	1:00:23	18,1 km/h	43:58	00:49	2	31:12	17:20 m/km	10:24	10:17	10:17	1:58:33
3	306	Toni Tijeras, Ramón Tijeras y Manuel Fig Mallorcatraining Divert	3	EQM	5	25:41	00:49	1	0:59:49	18,3 km/h	43:38	00:48	4	32:39	18:08 m/km	10:43	10:51	10:51	1:59:45
4	302	David Rodriguez, Salvador Ciurana y Arn Tritritri	4	EQM	2	21:50	00:51	4	1:08:17	16,0 km/h	51:14	00:43	1	30:18	16:50 m/km	10:00	09:58	09:58	2:01:57
5	308	Pedro Casasnovas, Daniel Amarin y Pedr El Cinturonazo Team	5	EQM	3	25:06	01:11	7	1:11:11	15,3 km/h	51:46	00:53	9	39:23	21:53 m/km	12:55	13:04	13:04	2:17:44
6	305	Joan Pere Carbonell, Rafael Llompарт y E Aguilas	6	EQM	10	34:06	01:27	5	1:09:47	15,6 km/h	50:38	01:04	3	32:38	18:08 m/km	10:53	10:47	10:47	2:18:59
7	303	Nicolas Navarro, Nicolas Navarro y Carlo Jovenes Promesas	7	EQM	7	28:28	02:04	8	1:11:19	15,3 km/h	52:17	01:02	7	38:12	21:13 m/km	12:18	12:47	12:47	2:21:03
8	307	Daniel Aledo , Alejandro Reyes y Sergio	8	EQM	6	28:27	01:36	6	1:11:05	15,4 km/h	51:12	01:35	8	38:39	21:28 m/km	12:43	12:59	12:59	2:21:20
9	304	Juan Antonio Amengual, Francesc Carull Xijulo 2012	9	EQM	8	32:15	01:58	9	1:16:14	14,3 km/h	55:49	01:03	6	33:40	18:42 m/km	11:10	11:15	11:15	2:25:08
10	301	Manuel Moreno, Marina Moreno y Manuel Trimoreno	10	EQM	9	33:55	00:58	11	1:20:29	13,6 km/h	58:01	01:23	11	48:42	27:03 m/km	15:28	15:49	15:49	2:45:26
11	312	Jaime Gregoire, Olivier Bonneyrart y Je Les Barjots	11	EQM	11	39:37	02:25	12	1:22:10	13,3 km/h	59:38	01:23	10	45:52	25:29 m/km	15:22	15:32	15:32	2:51:25
12	314	M Jeannot, Claude Boutaud y M Hastin Les Expertos	12	EQM	13	48:06	00:00	10	1:20:05	13,6 km/h	57:59	02:30	13	57:31	31:57 m/km	17:48	17:41	17:41	3:08:10
13	313	M Orenstein, Veronique Courlier y Reny Les Intellos	13	EQM	12	45:20	01:32	13	1:33:35	11,7 km/h	06:48	01:27	12	50:01	27:47 m/km	15:26	16:45	16:45	3:11:52





Acta Federació de Triatló de les Illes Balears

II Mallorca Olympic Triatlón

Mallorca



Diumenge 5 de Mayo de 2012 10:00 Hores

Best Swim Center

RESULTADOS : II Mallorca Olympic Triatlón-Desqualificados

INSCRITOS:0

FINALIZADOS: 0

RETIRADOS: 0

<i>Pos Gen</i>	<i>Dorsal</i>	<i>Nom i Llinatges</i>	<i>Pos</i>	<i>Cat</i>	<i>Pos Natacio</i>	<i>T1</i>	<i>Pos Ciclisme Vel</i>	<i>1º</i>	<i>T2</i>	<i>Pos Carrera Vel</i>	<i>1º</i>	<i>2º</i>	<i>3º</i>	<i>T_Oficial</i>					
1	187	Bert Jammaer	Uplace Pro Triatlhon T	M30	2	20:43	00:49	1	0:56:39	19,3 km/h	40:37	00:51	4	30:55	17:11 m/km	10:14	10:12	10:12	1:49:55
2	201	Diederik Scheltinga		M30	3	22:20	00:54	2	0:57:04	19,1 km/h	41:19	00:35	5	31:07	17:17 m/km	10:28	10:07	10:07	1:51:58
3	211	Heater Jackson		F30	1	20:39	01:08	5	1:04:42	16,9 km/h	46:57	00:37	6	32:40	18:09 m/km	10:44	10:50	10:50	1:59:44
4	152	Francesco Merlo	ASD A3	M30	5	31:13	02:30	3	1:02:51	17,4 km/h	46:29	01:19	1	25:06	13:57 m/km	12:39	55:55	55:55	2:02:57
5	200	Derek Hayden	Tri Camp Mallorca	M30	4	28:04	01:10	4	1:03:47	17,1 km/h	46:36	00:36	7	34:12	19:00 m/km	11:24	11:16	11:16	2:07:47
6	255	Shubina Victoria		F30	6	32:50	01:30	6	1:11:31	15,3 km/h	51:14	01:16	3	25:37	14:14 m/km	12:55	15:25	15:25	2:12:42
7	217	Jose Maria Simonet Navio		M30	7	38:09	03:54	7	1:37:53	11,2 km/h	11:24	01:35	2	25:33	14:12 m/km	20:32	47:27	47:27	2:47:02

